

Summary of the year

2015 GROUP OVERVIEW

US\$ **18,831M**

TURNOVER

US\$ **2,189M**

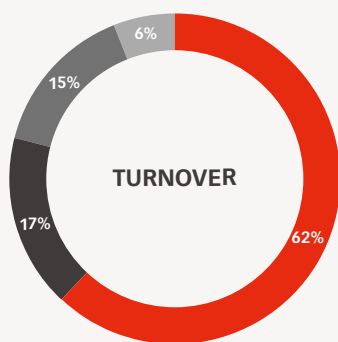
TOTAL MARGIN

US\$ **512M**

CORE OPERATING PROFIT

GROUP GEOGRAPHICAL MARKET TURNOVER

US\$ **18,831M**



- USA
- Europe
- Asia
- Rest of World

EARNINGS PER SHARE (BASIC)

39.1 HK cents

5.04 US cents

DIVIDENDS PER SHARE (TOTAL)

28.0 HK cents

3.61 US cents

OPERATING CASH FLOW

US\$ **544M**

CASH AND BANK BALANCES

US\$ **342M**


GEARING RATIO

27%

OUR SUPPLY CHAIN

15,000+

SUPPLIERS
WORLDWIDE



THREE LARGEST SOURCING MARKETS

1. China



2. Vietnam



3. Bangladesh



10,601

WEBSITE VISITS

Sustainability Resource Center website



591

TRAINING SESSIONS

6,965 factory representatives and 5,044 employees attended



OUR PEOPLE


25,320

EMPLOYEES
WORLDWIDE

54%
FEMALE

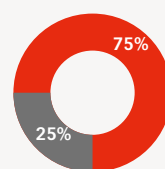


46%
MALE



45%
OF OUR
MANAGEMENT
WORLDWIDE
IS FEMALE

OUR WORKFORCE



● Trading
● Logistics



10%
increase
over 2014

IN-HOUSE LEARNING
PROGRAMS IN 2015

OUR COMMUNITIES



OUR PEOPLE VOLUNTEERED
14,000+ times



30,000+
VOLUNTEER HOURS



US\$ 368,000+
DONATED BY OUR PEOPLE



374
ACTIVITIES



84 LOCATIONS in 22 COUNTRIES
participated in community initiatives

OUR FOOTPRINT

-15%



INTENSITY REDUCTION
in greenhouse gas emissions
(scope 1 and 2)

-12%



INTENSITY REDUCTION
in water consumption

13



LEED/BREEAM
sustainable building
certifications



ELECTRIC VEHICLE
joins Hong Kong's
vehicle fleet