

# Summary of the Year

## 2019 GROUP OVERVIEW

Turnover

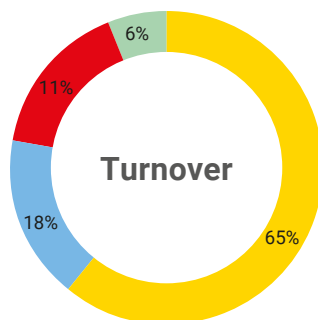
**US\$11,413M**

Total margin

**US\$1,219M**

Core operating profit

**US\$228M**



Group geographical market turnover

**US\$11,413M**

USA Europe Asia  
Rest of World

Earnings per share (basic)

**1.6 HK cents**

**0.20 US cents**

Dividends per share (total)

**1 HK cent**

**0.1 US cents**

Operating cash flow

**US\$281M**

Cash and bank balances

**US\$932M**

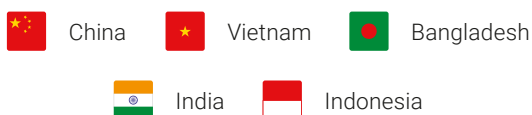
Gearing ratio

**10%**

## OUR SUPPLY CHAIN



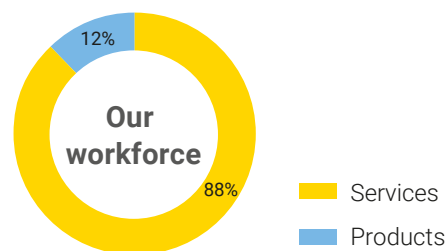
## Top five sourcing countries



## OUR PEOPLE



**41%** Of our management worldwide is female



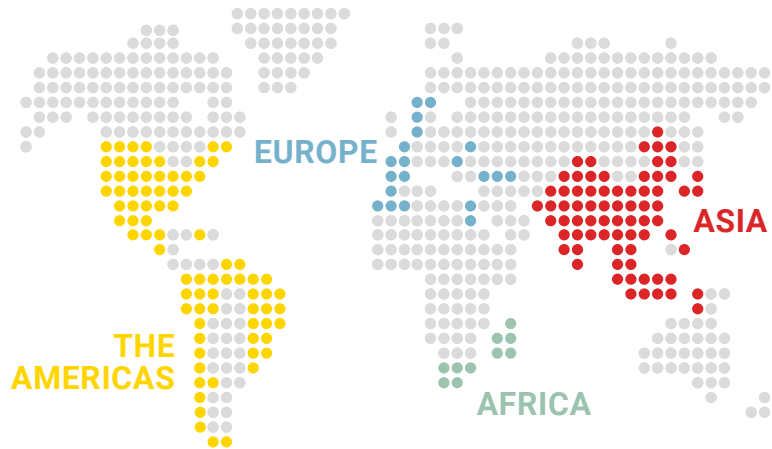
## Production countries

# 50+

We operate an extensive global supply chain network in over 230 offices and 270 distribution centers around the world, working with our vendor base of 10,000 suppliers to add value to our global brand and retail customers.

## Employees worldwide

# 16,796



## OUR COMMUNITIES



**173**  
Activities



**16,500+**  
Volunteer hours



**10,800+**  
Volunteer hours during  
working hours



**5,600+**  
Volunteer hours during  
non-working hours



**5,300+** Times  
Our people volunteered



**27** Locations in **18** countries

## OUR FOOTPRINT



**64%** Reduction in paper  
consumption globally

**27%** Reduction in paper volume  
consumed by Hong Kong



**46%** Reduction in waste generation  
in Hong Kong



**10%** Increase in capture of  
recyclables in Hong Kong

## RECOGNITION

